


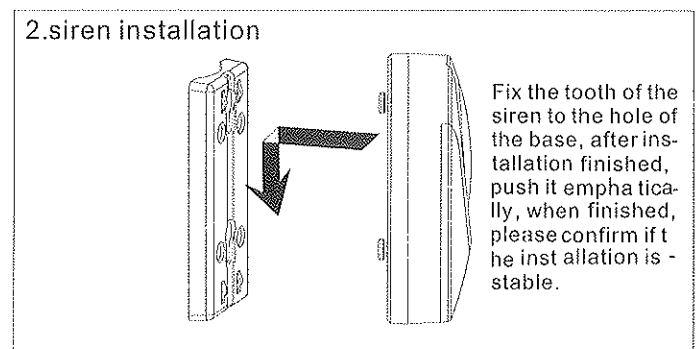
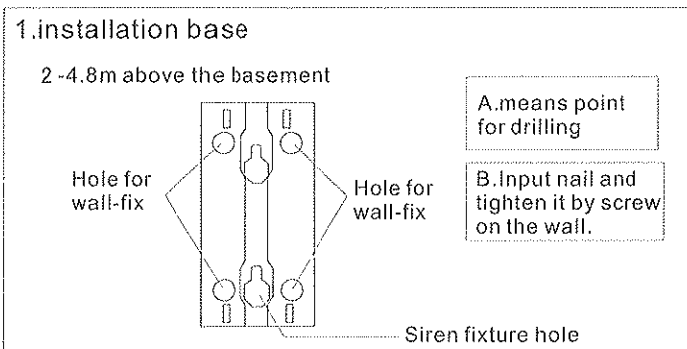
MD-214R/314R Wireless Siren With Sound and Flash Light

1. Introduction

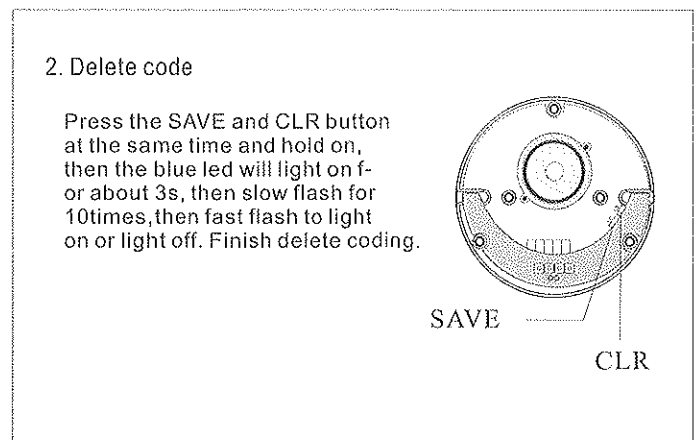
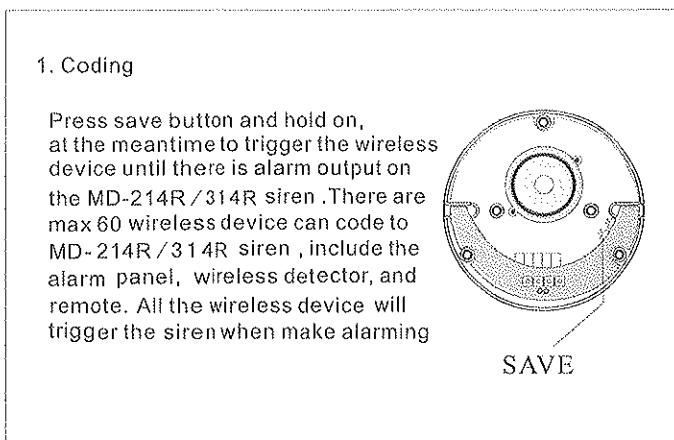
MD-214R/314R wireless siren with sound and flash light is the alarm equipment has compatibility, it forms its power supply by the adaptor self-taking and the stand by battery; communicate with the wireless control panel in the form of wireless. It can be used in the alarm system realize the alarm function by sound and flash light, and it also can realize the function of alarm and disalarm answer. This siren has the tamper function, it also can be used together with control panel, magnetic switch, emergency bottom and so on, to realize the function of wireless prolong. At the same time, it has the function of high sound for frightening. With beautiful out look and high sound, it fit for to be installed in porch, window, and also good for family, office and market using.




2. Installation sketch



3. Function introduction

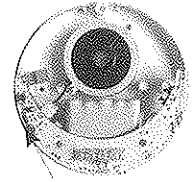


3. Battery, power supply and switch
 BAT jumper is the switch that control the siren for power supply by battery or not, when the switch off, it is not the battery for power supply of the siren; when the power supply set not from the battery, the siren will be in the state of no power, and it will not work.



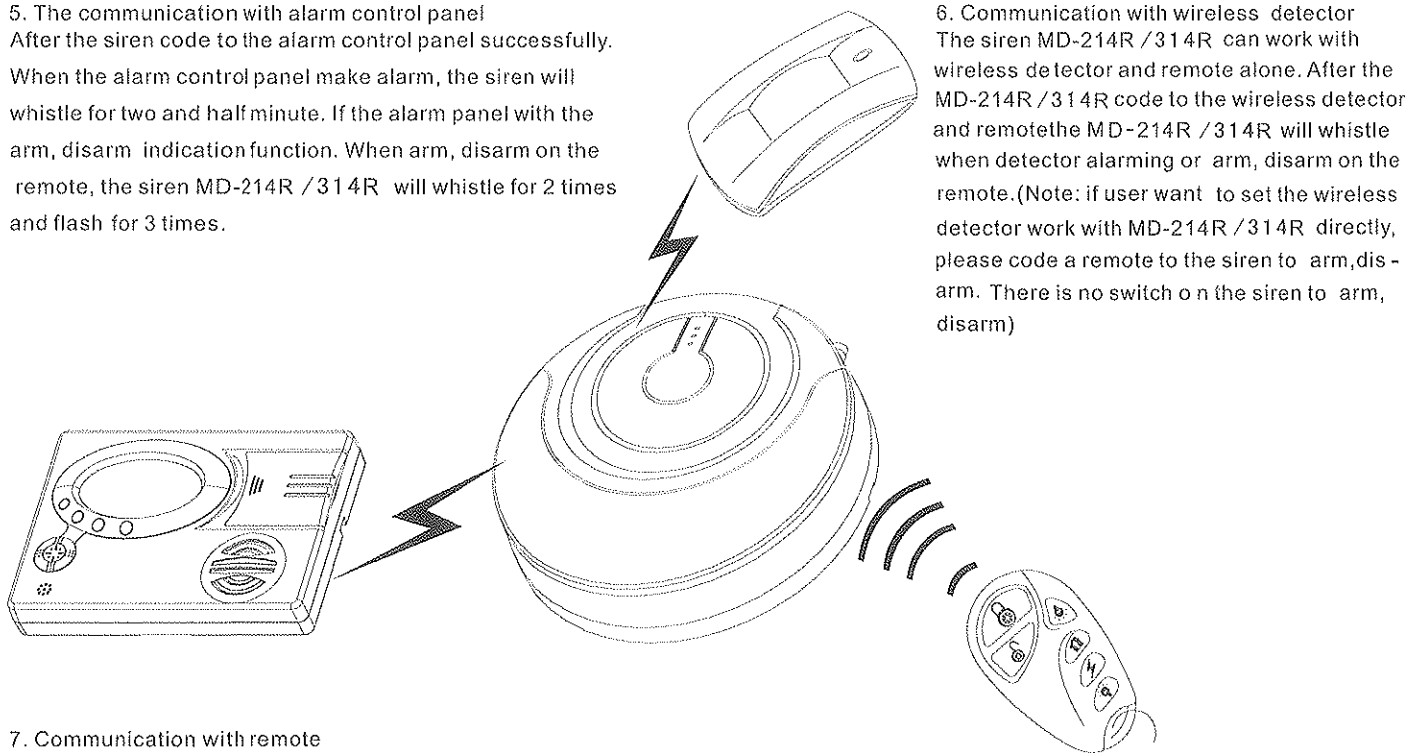
Battery switch.
 BAT jumper switch

4. Volume control
 BEEP jumper is to set the volume. Put off the jumper hat to set low volume. Put on the jumper hat to set high volume.



Volume switch
 BEEP jumper switch

5. The communication with alarm control panel
 After the siren code to the alarm control panel successfully. When the alarm control panel make alarm, the siren will whistle for two and half minute. If the alarm panel with the arm, disarm indication function. When arm, disarm on the remote, the siren MD-214R /314R will whistle for 2 times and flash for 3 times.



6. Communication with wireless detector
 The siren MD-214R /314R can work with wireless detector and remote alone. After the MD-214R /314R code to the wireless detector and remotethe MD-214R /314R will whistle when detector alarming or arm, disarm on the remote. (Note: if user want to set the wireless detector work with MD-214R /314R directly, please code a remote to the siren to arm, disarm. There is no switch on the siren to arm, disarm)

7. Communication with remote
 After code the remote to the MD-214R /314R ,
 When press the arm key on the remote, MD-214R /314R will whistle for 5 times, and flash for 6 times .
 When press the disarm key on the remote, MD-214R /314R will whistle for 2 times and flash for 3 times .
 When press the panic key on the remote, MD-214R /314R will make alarm whistle .
 Note: Press the home arm key on the remote will not trigger the MD-214R /314R .

4. Technical parameter

External power supply: DC18V (output current $\geq 500\text{mA}$)

Standby current: $\leq 35\text{mA}$ (without connect the backup battery)

Receiving distance: $\geq 60\text{m}$

Volume: 110db @1m

Internal power supply: 12 rechargeable battery

Alarm current: $\leq 350\text{mA}$ (without connect the backup battery)

Frequency: 433MHz /868MHz (optional)